




Firestone

SPECIALTY PRODUCTS

PondGard Installation Detail 14- Extend Seaming Technique into the Anchor Trench

	<p><u>Step 1-</u> Ensure the liner is dry and free of mud or other contaminants.</p>
	<p><u>Step 2-</u> Apply the QuickPrime Plus several inches down into the anchor trench.</p>
	<p><u>Step 3-</u> Make sure to apply below any point at which the PondGard could be exposed.</p>

This Detail featured these Firestone Specialty Products:

Item

- PondGard EPDM Rubber Membrane
- QuickPrime Plus Primer
- QuickScrubber

Part Number(s)

Varies by Size
W563587041 or W563587044
W563582045